
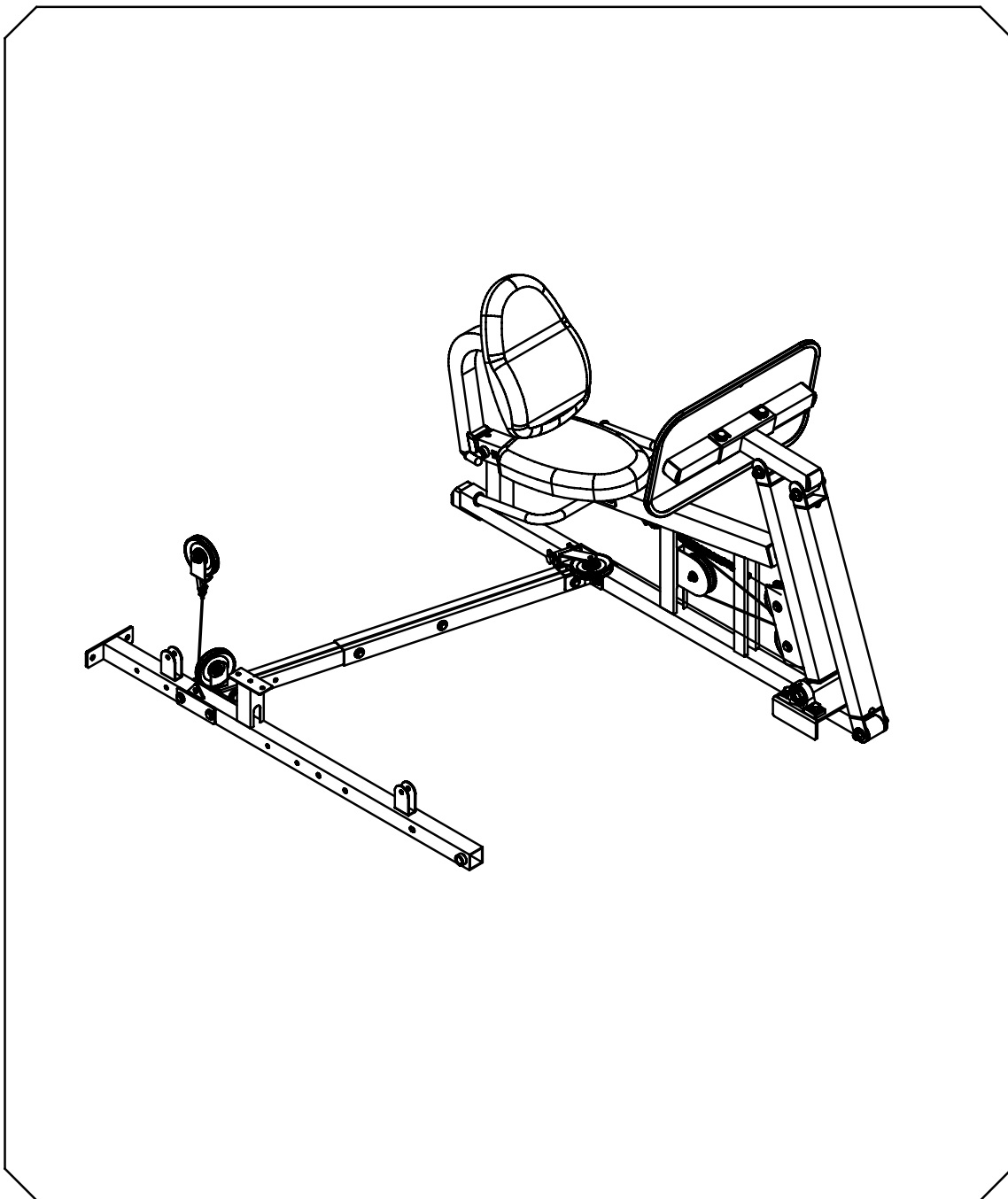


# Body-Solid

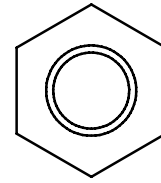
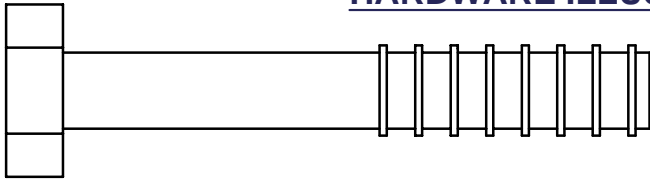


BODY-SOLID, Inc.  
1900 S. Des Plaines Ave.  
Forest Park, IL 60130 USA  
Phone: (708) 427-3555  
Fax: (708) 427-3556  
[www.bodysolid.com](http://www.bodysolid.com)

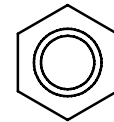
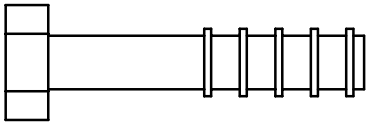
## GLP.1 OWNER'S MANUAL

# GLP ASSEMBLY INSTRUCTIONS

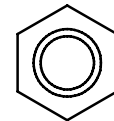
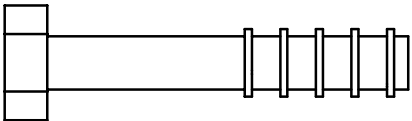
## HARDWARE ILLUSTRATION



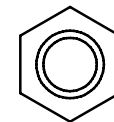
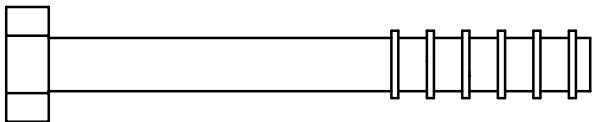
(A1)HEX BOLT 1/2"X3 1/4" PARTIAL THREAD QTY.2



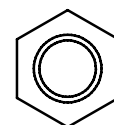
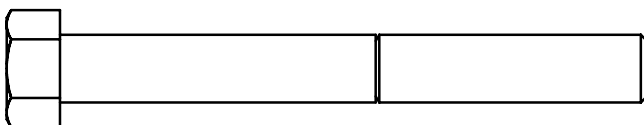
(A2)HEX BOLT 3/8"X1 3/4" PARTIAL THREAD QTY.3



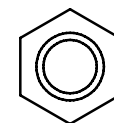
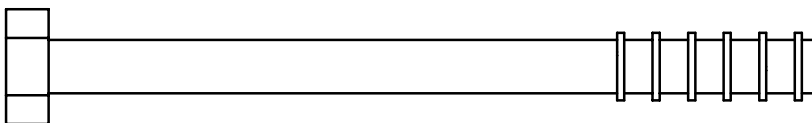
(A3)HEX BOLT 13/8"X2" PARTIAL THREAD QTY.2



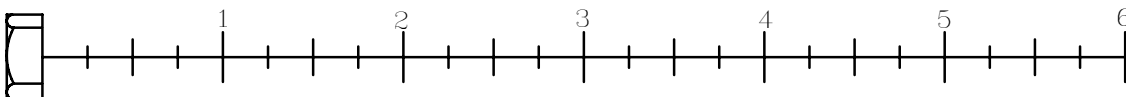
(A4)HEX BOLT 3/8"X3" PARTIAL THREAD QTY.5



(A5)HEX BOLT 3/8"X3 1/4" PARTIAL THREAD QTY.2

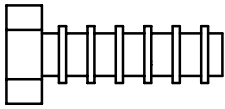


(A7)HEX BOLT 3/8"X4 1/4" PARTIAL THREAD QTY.2

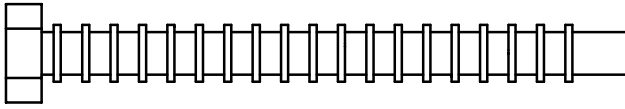
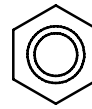


# GLP ASSEMBLY INSTRUCTIONS


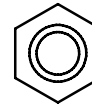
## HARDWARE ILLUSTRATION



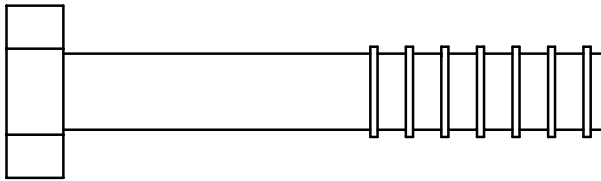
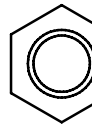
(A8)HEX BOLT 5/16"X1" PARTIAL THREAD QTY.4



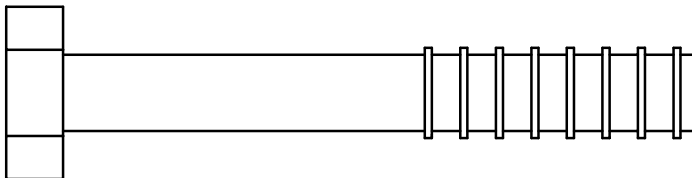
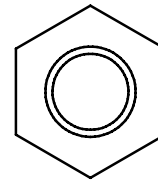
(A9)HEX BOLT 5/16"X3 1/4" PARTIAL THREAD QTY.2



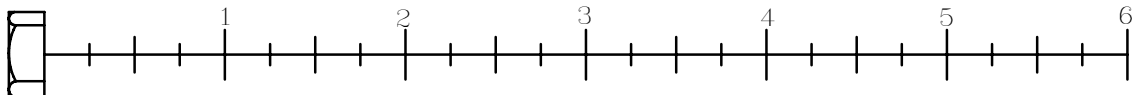
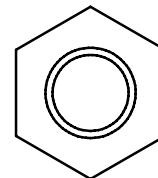
(A10)HEX BOLT 3/8"X2 1/2" PARTIAL THREAD QTY.2



(A11)HEX BOLT 1/2"X3" PARTIAL THREAD QTY.1

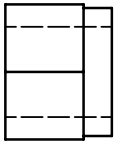


(A12)HEX BOLT 1/2"X3 1/2" PARTIAL THREAD QTY.1

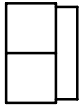
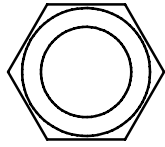


# GLP ASSEMBLY INSTRUCTIONS

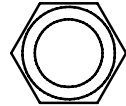
## HARDWARE ILLUSTRATION



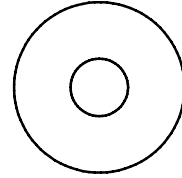
(B1) NYLON LOCK NUT 1/2" QTY.4



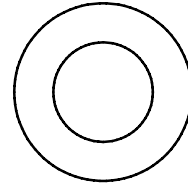
(B2) NYLON LOCK NUT 3/8" QTY.16



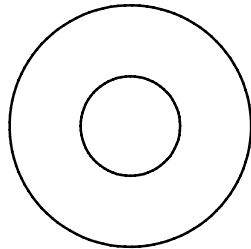
(C4) 5/16" (I.D.) FLAT WASHER Ø24 QTY.6



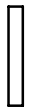
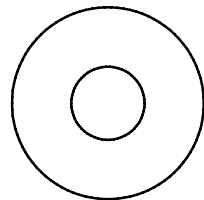
(C5) 1/2" (I.D.) FLAT WASHER Ø25 QTY.4



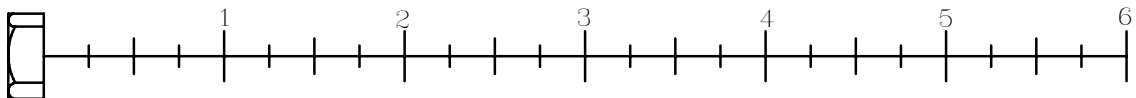
(C1) 1/2" (I.D.) FLAT WASHER Ø34 QTY.6



(C2) 3/8" (I.D.) FLAT WASHER Ø27 QTY.32



(C3) 5/16" SPRING WASHER QTY.6




# GLP ASSEMBLY INSTRUCTIONS

## HARDWARE ILLUSTRATION

- D1.  $\varnothing 6$  Spring Snap Link (8810-001)-----[1PCS]
- D2.  $\square 50 \times 2.5T$  Round End Cap (9211-088)-----[4PCS]
- D3. 2"x2" Foot Cap (9211-025)-----[1PCS]
- D4. 45X60 Nylon Bushing (9211-047)-----[1PCS]
- D6. 45X50 Rubber Dount(9212-039)-----[1PCS]
- D7.  $\varnothing 1$  Round End Cap (9260-021)-----[2PCS]
- D8. 4205 Steel Cable-----[1PCS]
- D9.  $\varnothing 4 \frac{1}{4}$ " Pulley(9213-002C)-----[5PCS]

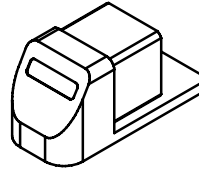
D1



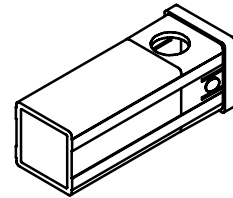
D2




D3



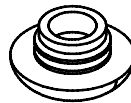
D4



D6




D7



D8



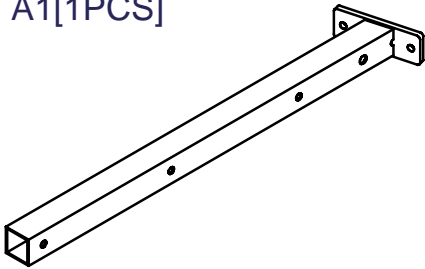
D9



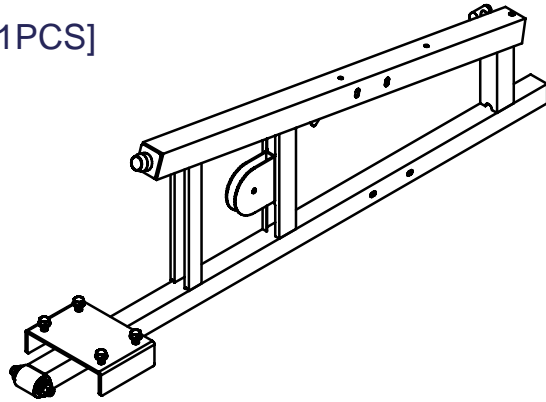
# GLP ASSEMBLY INSTRUCTIONS

## PARTS ILLUSTRATION SHEET

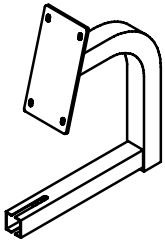
A1[1PCS]



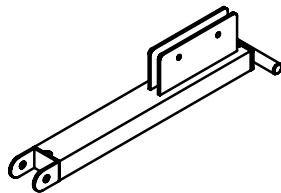
B[1PCS]



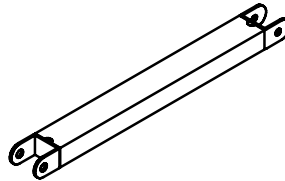
C[1PCS]




D[1PCS]



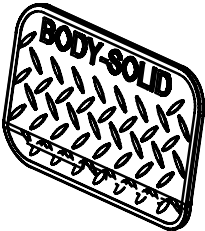
E[1PCS]



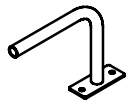
F[1PCS]



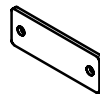
G[1PCS]



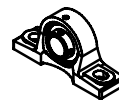
H[2PCS]



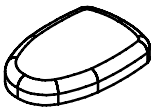
J[2PCS]  
8312-090



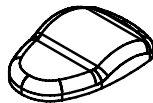
K[2PCS]  
8510-005



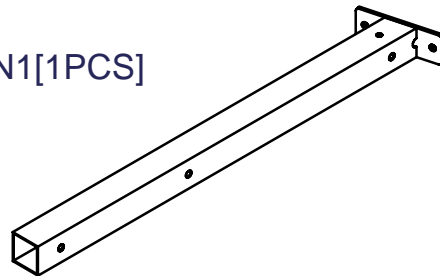
L[1PCS]  
9121-045



M[1PCS]  
9111-049



N1[1PCS]



O[1PCS]



P[1PCS]



Q[1PCS]

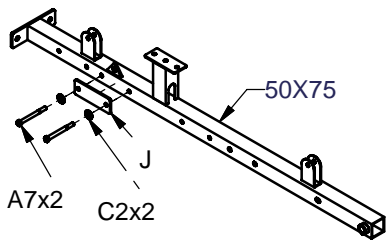


# GLP.1-122005

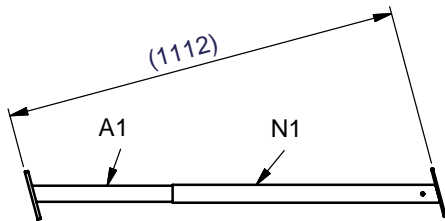
IF Mode A: □50X50 Steel Tube  
 uses A4 Bolt for G2B,G3S,G6B,G5S--(2PCS each)

IF Mode B: □50X75 Steel Tube  
 uses A7 Bolt for G4I,G10B--(2PCS each)

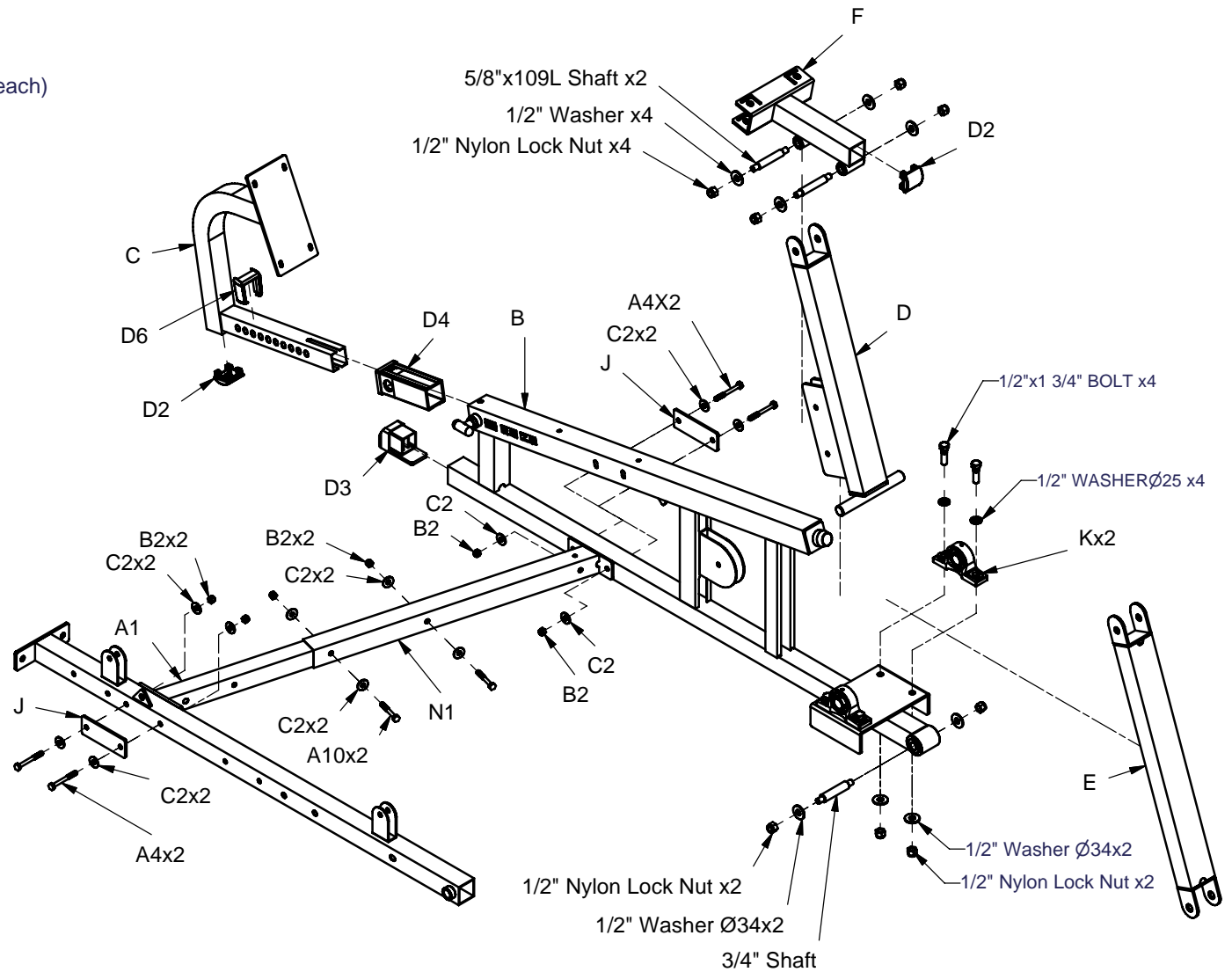
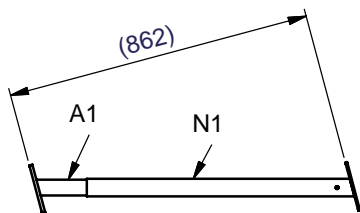
Mode B:50X75 Steel Tube

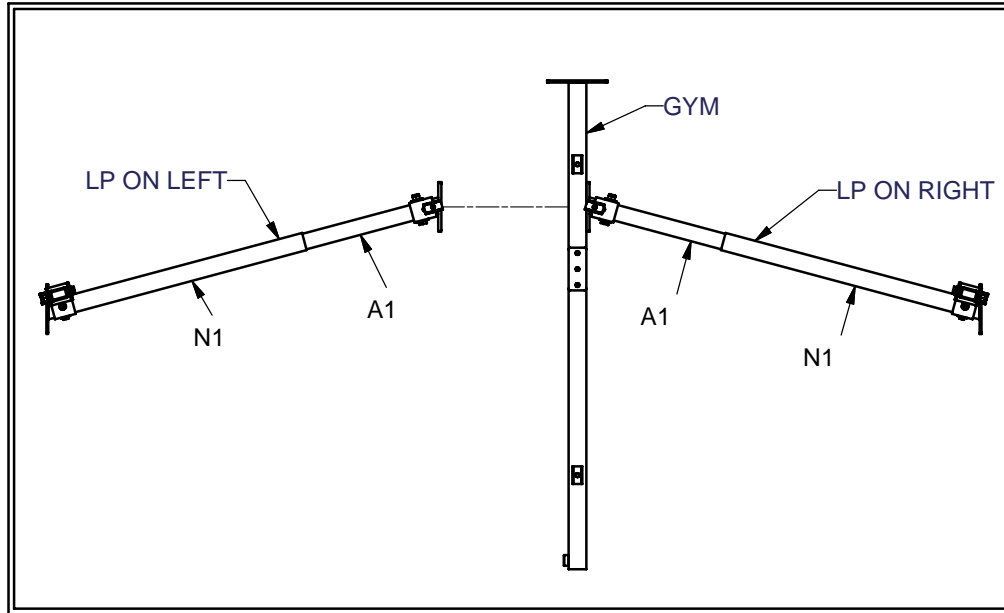
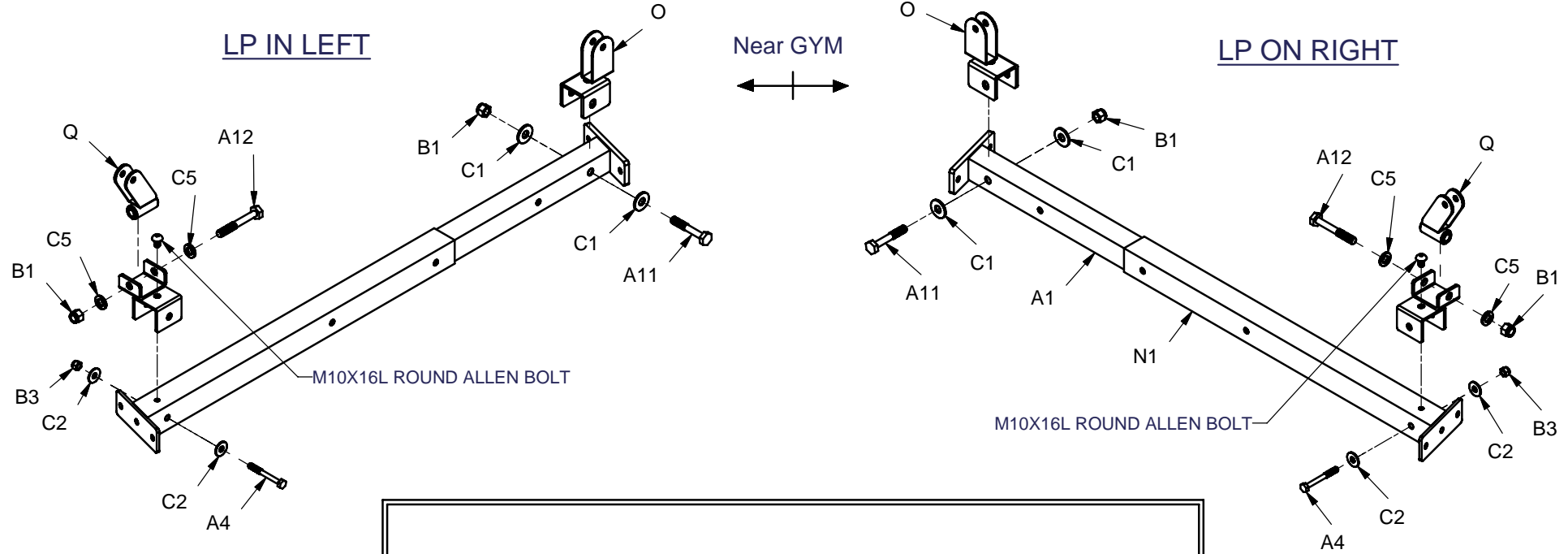


Please adjust the length between A1 to N1  
 approximately to 1112mm  
 Suitable TO model:G6B,G5S,G10B

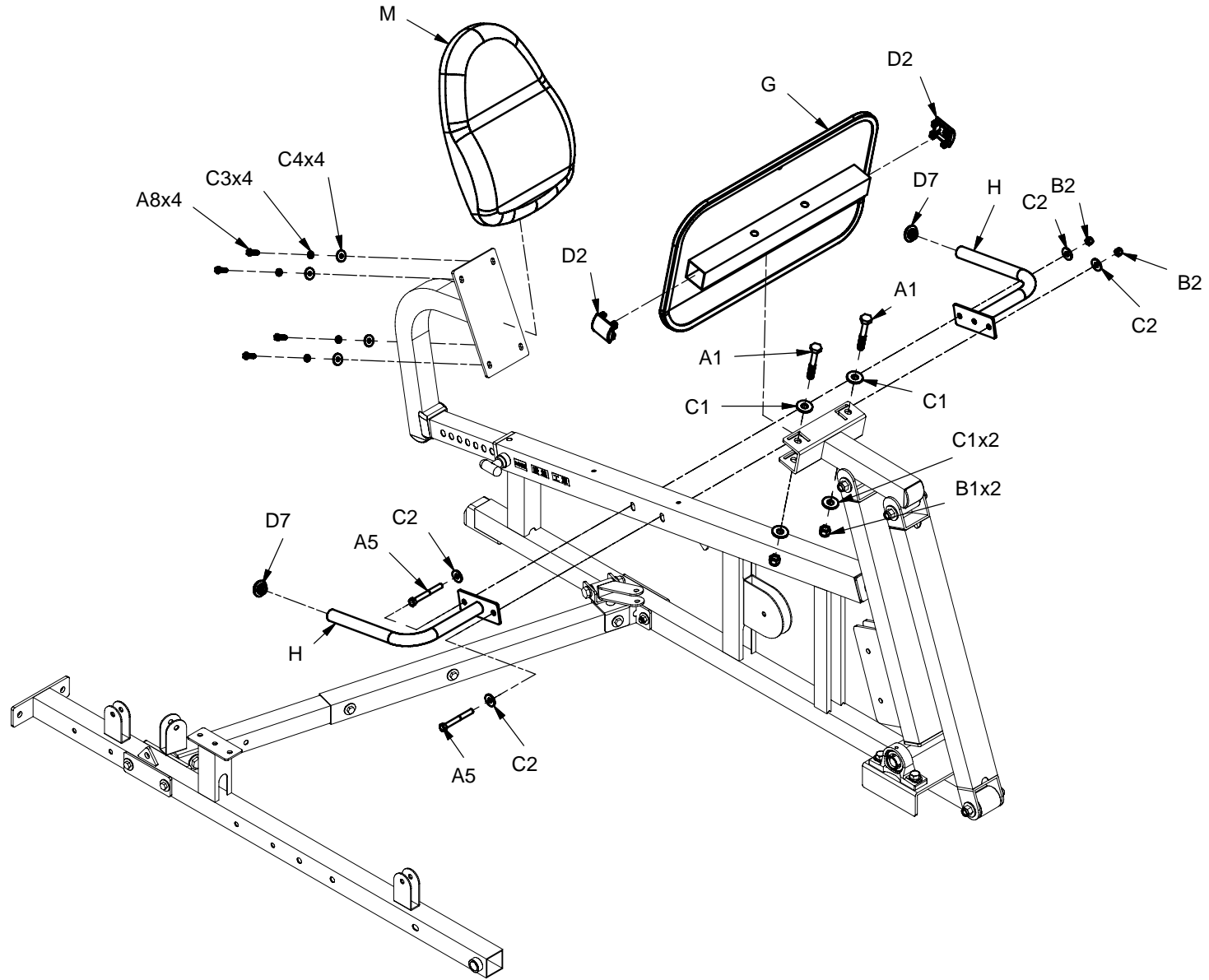


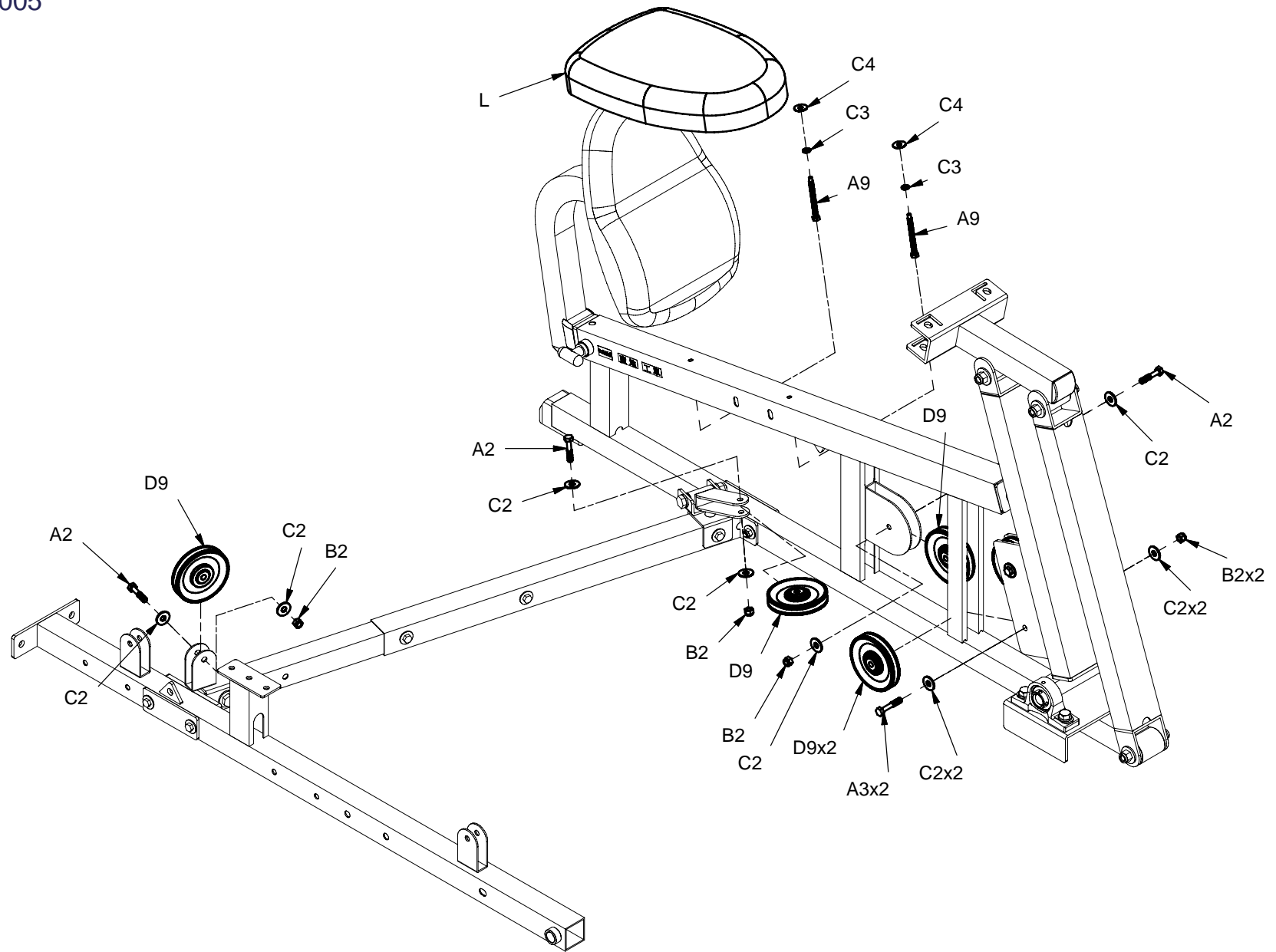
Please adjust the length between A1 to N1  
 approximately to 862mm  
 Suitable TO model:G2B,G3S,G4I











GLP.1-122005

D8 

Suitable to model:G2B,G3S,G4I

Suitable to model:G6B,G5S,G10B

